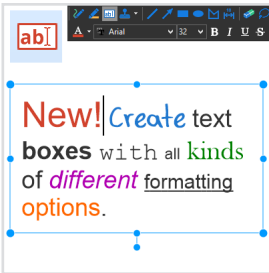


Improved! "Connect Lines" Feature

... to snap corner points to existing annotations. This feature is now available for lines, arrows, polygons, distance and area measures.

Also, the corner points of polygons and points on ellipses/circles get identified as snap targets.

Create dimensional chains using the distance dimension tool and "Connect Lines".

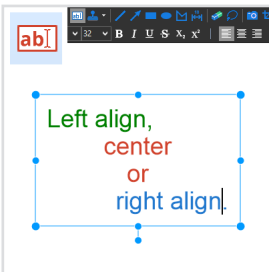


New! Individual Text Formatting

You can now format parts of text annotations individually.

For example, you can format individual words **bold** or in *italics*, underline or ~~strike-out~~ phrases.

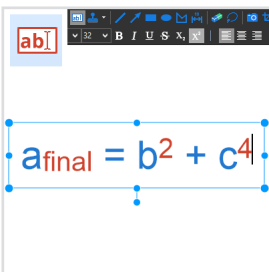
Use different **font types**, **-colors** and **-sizes** within the same text annotation.



New! Individual Paragraph Formatting

You can now set separate alignment options for paragraphs within the same text annotation:

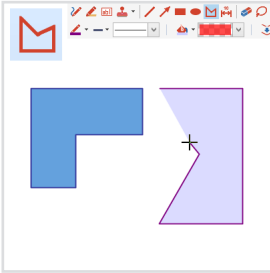
- ▶ left aligned
- ▶ centered
- ▶ right aligned



New! Superscript and Subscript Text

You can now apply these new text styles to letters, numbers or text phrases:

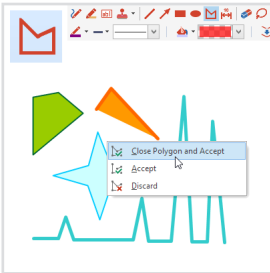
- ▶ superscript - x^5
- ▶ subscript - Y_2



New! "Polygon" Tool

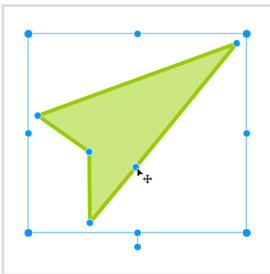
Use the new Polygon tool to draw

- ▶ closed polygons
 - ▶ polylines
- with the support of the popular
- ▶ "Connect Lines" and
 - ▶ "Snap to 15° Angles" features.



New! Open and Closed Polygons

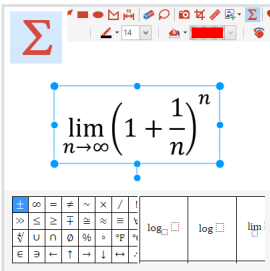
- ▶ Polygons: Close a polygon by clicking the starting point or by choosing "Close Polygon and Accept".
- ▶ Polylines: Finish an open polygon by choosing "Accept".



New! Moving Corner Points

Easily move corner points to modify a selected

- ▶ area dimension or
- ▶ polygon.

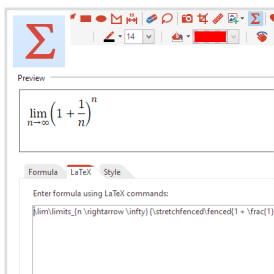


New! "Formula" Tool

Create and edit complex scientific formulas using our brand-new formula editor.

Make use of a wide selection of

- ▶ predefined expressions and
- ▶ common symbols.



New! "LaTeX" Formula Editor

As an experienced LaTeX user, you may edit the underlying LaTeX commands directly to edit a formula.

Share and exchange formulas using copy and paste from/to other LaTeX supporting editors.

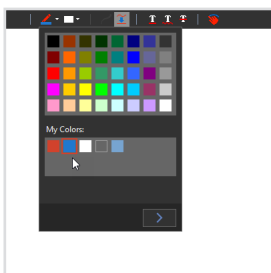


New! "Black Screen" for Presentations

In Full Screen Mode, you can now temporarily turn the display completely black to ensure your audience's full attention.

Use the Full Screen Mode action button, or press Alt+B.

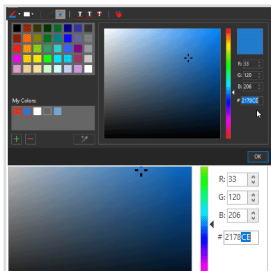
Press any key, or click/tap with mouse, pen or finger to end the blackout.



New! Improved Color Selection

All color pickers (e.g. for selecting the pen color) have been revised and now contain

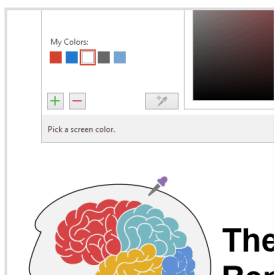
- ▶ a palette of common colors,
- ▶ an additional palette for saving and reusing your own colors ("My Colors").



New! Enter/Copy RGB or HTML Color Values

Expand the color picker window for an enhanced color picker with the ability to enter colors as RGB or HTML values (e.g. "#FF0000" for red).

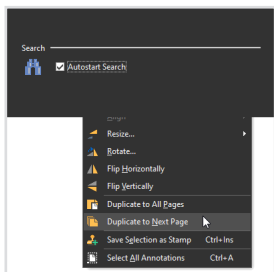
Here you can also copy or paste color values.



New! Extract Colors with the Pipette

Use the “Pipette” tool in the expanded color picker window to extract colors

- ▶ from the currently visible part of the document, or
- ▶ from any point on the current monitor.



AND MORE!

“Autostart Search” setting

- ▶ You can now disable the automatic start of the text search while entering a search phrase.

Duplicate Selection to Next Page

- ▶ Like the existing “Duplicate to All Pages” feature, you can now as well duplicate a selection only to the next page.

See what was new in **previous PDF Annotator versions**, and find out more about specific features in our **Feature Spotlight** articles on:

www.PDFAnnotator.com/en/whatsnew



PDF Annotator